



# The Pocket Guide

## *for* **Buying Carpet**

Create a quieter,  
more peaceful indoor environment

# Why Carpet?

---

## Features and Benefits

Carpet is by far the most popular and versatile floor covering solution on the market. And it's easy to see why.

### Décor versatility

Complement your décor theme – or create an entire new one – from the extensive range of carpet colours and surface textures.

---

### Warmth

Experience the feeling of warmth and inclusion with soft cushioning underfoot.

---

### Safety

Protect your family by providing a slip free floor surface.

---

### Insulation

Homes with carpets are cooler in summer, warmer in winter and much quieter – now that's comfort.

---

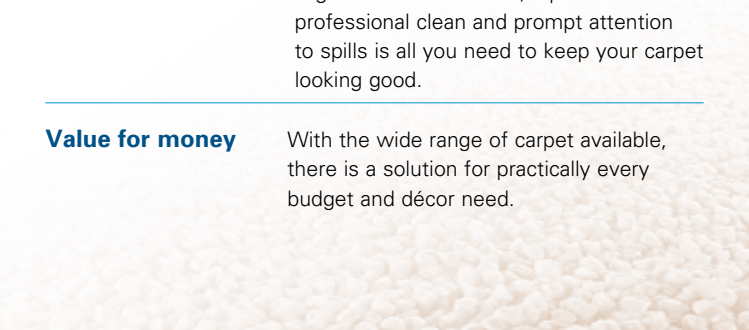
### Ease of maintenance

A good vacuum cleaner, a periodic professional clean and prompt attention to spills is all you need to keep your carpet looking good.

---

### Value for money

With the wide range of carpet available, there is a solution for practically every budget and décor need.



# Creating the Look

---

## Styles and Constructions

There are two basic carpet constructions: cut pile and loop pile (they can also be combined in one surface design to create a cut and loop construction). These constructions can also produce a vast range of different surface effects that are known as styles.

### Cut Pile Styles

include Plush, Velvet, Saxony, Frieze, Shag, Twist, Hard Twist, Heather Twist.

### Loop Pile Styles

include Level Loop, Sisal, Cord, Multilevel Loop, Textured Loop.

Like any fashion, carpet trends come and go. So don't necessarily select the style that's in this month's home furnishing magazine. Some styles are more functional than others, so consider where the carpet will be laid – in a heavy traffic area like the family room or a hallway, or in a lighter traffic area such as a dining room or spare bedroom.

Also think about the ambience of the room. Are you creating a contemporary space, a formal look or something cosy or functional? Talk to your retailer about the décor effects you are trying to achieve, and the likely traffic levels. They will assist you in selecting the best style for your home.



# Decorating with Carpet

---

## Colours, Patterns and Textures



Selecting the colour and pattern of your carpet is where the fun really begins.

The first rule of thumb is don't limit your choice by looking for neutrality or a match with wall tonings. Let your floor be an integral part of the décor. Here's some tips to help you choose with confidence.

### Colours

---

Deep and rich colours warm up and close in a room.

- Cool crisp colours give a feeling of freshness and space.
- Subdued colours or earth tones will create a quiet mood.
- Light colour carpets will open up a dark room.

### Patterns and Textures

---

- Large areas of strong and complex pattern can close in a room; conversely, a 'solid' unbroken colour will give the appearance of stretching the dimensions of a room.
- Textured carpets have very good appearance retention qualities. They disguise the change of appearance associated with normal use and can mask small marks.

# Decorating with Carpet

---

## Importance of Light

Light can affect colours significantly. Ask your retailer for large samples to take home to see how the colours work in different lights.



The choice of carpet styles and textures have never been greater

# Caring For Your Carpet

---

## Cleaning and Maintenance

Your carpet will look good for many years if you do a few simple things.

- As a guide, vacuum twice weekly and have your carpet professionally cleaned at 18 month intervals.
- Invest in a good vacuum cleaner. Not only will it clean the carpet more effectively but many modern cleaners employ multi-filter systems to trap the finest particles and improve indoor air quality.
- Treat spills immediately and ask your retailer for a stain removal guide (and keep it handy!). Remember, don't use soap, ammonia, washing soda or any of the strong household cleaning agents intended for use on hard surfaces.
- For difficult stains, or for expert assistance, contact: **ICAN (Individual Cleaners Association of Australia & New Zealand Inc.)** visit **[www.individualcleaner.org.au](http://www.individualcleaner.org.au)**  
SCRIA (Specialised Cleaning & Restoration Industry Association) on Ph: **1800 621 872** or visit **[www.scria.org.au](http://www.scria.org.au)**
- Use furniture caps under chair, table and sofa legs.
- Periodically reposition your furniture to more evenly distribute traffic patterns.
- Place rugs or protectors in very heavy areas of traffic.
- Place barrier mats outside doorways to trap dirt from shoes. Remember to clean these mats regularly.



# The Importance of Underlay

---

## The Complete Package

There are three main types of underlay: felt, foam and rubber.

Like carpet, all types are available in various grades and qualities and these can be matched to your carpet and the wear characteristics of your home. Ask your retailer about the options available.

An underlay should be firm but comfortable. Poorly specified underlay will lead to stretching and rucking and may result in a breakdown of the carpet backing. As a guide, if you stand on the underlay you should not be able to feel the floor with the heel of your shoe.

If you are replacing your carpet, don't be tempted to use the existing underlay. It will have the same wear patterns that appear in your old carpet and these will quickly resurface in a new carpet.

**Carpet manufacturers' warranties also require their products be installed over new underlay.**

**The feeling of warmth and inclusion with soft cushioning underfoot**



# Measuring, Laying & Installing

---

## A Job For Professionals

Carpet installation is a profession, and it should only be conducted by skilled tradespeople. Here's a couple of things to consider.

- Ideally the area to be carpeted should be measured by your retailer, who will consider the way rooms flow into one another, how ambient light falls, and the way foot traffic will 'funnel'. Ask your retailer to explain these issues.
- Your retailer can advise you on the placement of seams and joins. Check on your installation plan that seams and joins run in the same direction as most of the foot traffic, and that there are no seams in heavier traffic areas such as hallways and turning points.
- Carpet on stairs wears more quickly than other areas. Buy enough extra carpet to re-do the stairs at some point.
- Carpet Manufacturers' warranties are only valid when carpet is installed in accordance with Australian/ New Zealand Standard AS2455, Textile Floor Coverings, Laying Practice.
- If in doubt, ask your retailer to check that the installation plan will be consistent with this same standard.





# Your Favorites

---

Use this page to record the important information on your carpet preferences.

Carpet Name

Colour

Band

ACCS Grading

Fibre

Installed Price

Salesperson

Carpet Name

Colour

Band

ACCS Grading

Fibre

Installed Price

Salesperson

Carpet Name

Colour

Band

ACCS Grading

Fibre

Installed Price

Salesperson

Carpet Name

Colour

Band

ACCS Grading

Fibre

Installed Price

Salesperson

---

**Retailer Contact Details**

---

# Peace of Mind Quality

---

## Carpet Grading

For peace of mind, look for carpets that have been graded by the Australian Carpet Classification Scheme (ACCS).


It's a national carpet grading scheme covering all types of carpet and all carpet fibres.

Carpets graded by the ACCS carry distinctive labels featuring a 'star' system that provides guidance on the likely appearance retention and performance properties of the carpet. All you need to do is simply match the number of 'stars' to your home environment.

All ACCS graded carpets carry a minimum two-year performance warranty, supported by the manufacturer or supplier.

The warranty does not cover carpet damaged by furniture with castor wheels.


For further information on the operation of the ACCS, visit **[www.carpetinstitute.com.au](http://www.carpetinstitute.com.au)** or contact the Carpet Institute of Australia on **1800 188 822**.

A photograph showing a woman with blonde hair, wearing a blue top, sitting on a light-colored carpet and smiling at a baby. The baby is also sitting on the carpet, wearing a light blue shirt. There are several colorful toys (red, yellow, green, blue) scattered on the carpet in front of them.

**Cooler in summer,  
warmer in winter  
– now that's comfort**

# Peace of Mind Quality

The yellow and blue labels identify carpets that have been graded for residential use



The Australian Carpet Mark - a Registered Certification trademark appearing only on ACCS graded carpet

Star system of rating - allows you to quickly decide which carpet is suitable for your needs

Registered Number - identifies each graded carpet individually so grading details can be checked and confirmed

The gold and black labels identify carpets graded for contract or commercial use. Some carpets will carry both Residential and Contract gradings



Stair Icon - means the carpet is suitable for use on stairs

# Carpets and Good Health

---

## Dusting Off a Myth

In the past, carpet has been unfairly singled out for its alleged association with dust and allergies.

However we are now learning that these views are little more than urban myths. In fact, there is no scientific evidence linking the presence of carpet to any respiratory allergy, including asthma. For allergy and asthma sufferers, the critical issue is the amount of dust and allergens present in the air they breathe, and this has now been proven to have little to do with carpet.

Research conducted by Dr Peter Dingle at Murdoch University shows no difference in airborne dust levels in homes with carpet, compared to homes with hard floors.

Dr Dingle's work backs up the views of Australian respiratory experts Guy Marks and Michael Abramson in their paper "House dustmite avoidance: facts and fiction", published in Asthma Australia.



**Carpet Institute of Australia Limited**

ABN 11 006 829 303

---

PO Box 7172, St Kilda Road, Melbourne 3004

Telephone (03) 9804 5559 | Facsimile (03) 9804 5560

**info@carpetoz.com.au | www.carpetinstitute.com.au**